

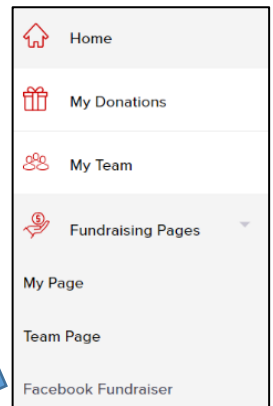


Fundraise with Facebook

Please follow these steps. DO NOT create a fundraiser through Facebook. You must log in to your Light The Night account to ensure the funds you raise go to your fundraising website.

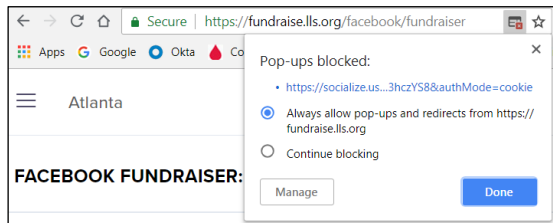
Step 1: Go to <https://fundraise.lls.org/login> and log in.

Step 2: Click on the right > Fundraising Pages > Facebook Fundraiser.

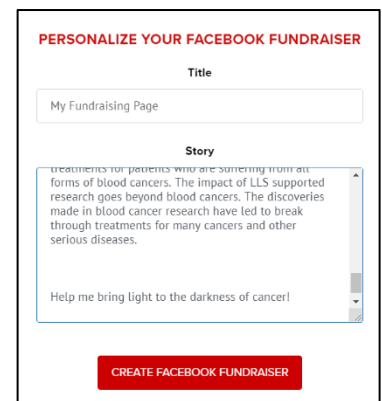


Step 3: Click on  CONTINUE WITH FACEBOOK

*Allow pop-ups on this step. If nothing happens on this step click the button again and look for a red x in the url bar to click and allow pop-ups.



Step 4: The content for Title and Story will pull directly from your fundraising website. You can choose to edit or not. Once satisfied with the content, click 



Step 5: Follow the additional prompts and post to your page. Your post will look similar to this one. Don't forget to post every few days – people need reminders! Also, post “Thank You” messages and tag your friends that donate.

