



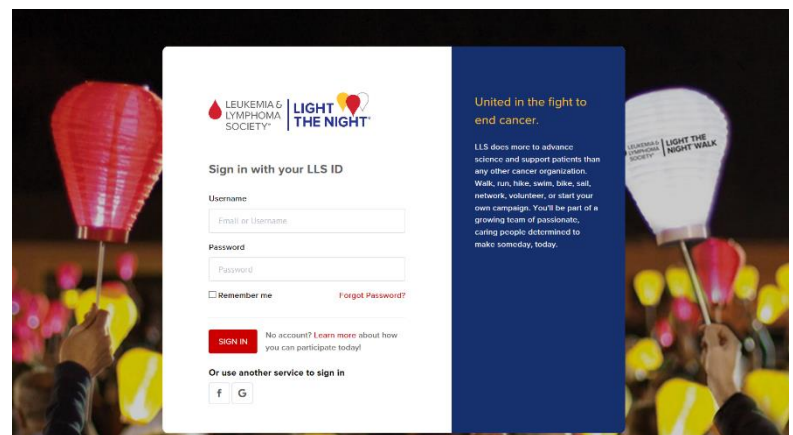
## Getting Started

- Sign-in to your personal fundraising page (eTools)
- Check out the Fundraising Toolbox resources
- Edit and personalize your fundraising page

## Where is my fundraising page? How do I sign in?

Within a day or two of registering for **Light The Night (LTN)**, you'll receive an email containing your **eTools** username and password. This message contains links to the personal fundraising page where you can collect donations and the **eTools** account where you will sign in and customize your page.

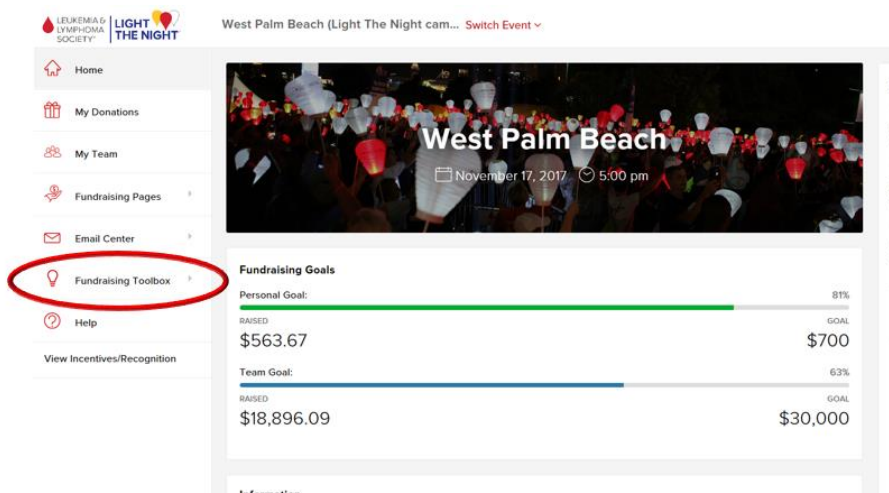
If have not received the email, it may have been caught in your spam filter. Just go to <http://fundraise.lls.org/login>, click the Forgot Password link, and enter the email you provided on your LTN registration form. You can also ask your LTN fundraising partner to resend you the link at any time. If you have more serious technical issues, those can be directed to the experts at [support.services@lls.org](mailto:support.services@lls.org) or 1-888-LLS-7177.



## Fundraising Toolbox Resources

There are different tabs to choose from once inside your page. One of the most useful ones is the **Fundraising Toolbox**. Here you will find:

- Tips on getting started
- Fundraising ideas
- Helpful documents
- Your local chapter info



West Palm Beach (Light The Night cam... [Switch Event](#) ▼)

Home

My Donations

My Team

Fundraising Pages

Email Center

**Fundraising Toolbox**

Help

View Incentives/Recognition

**West Palm Beach**

November 17, 2017 5:00 pm

**Fundraising Goals**

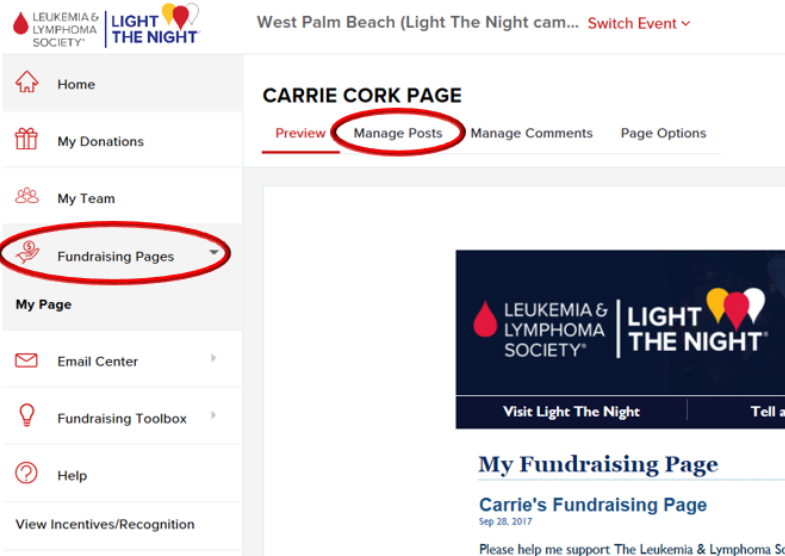
Personal Goal:	81%
RAISED	GOAL
\$563.67	\$700
Team Goal:	63%
RAISED	GOAL
\$18,896.09	\$30,000

Information



## Customize Your Fundraising Webpage

Go to the **Fundraising Pages** button at the left of the screen then click **My Page** to edit your text and add photos. Have fun! Post regular updates and add new photos to show off your fundraising efforts.



West Palm Beach (Light The Night cam... [Switch Event](#) ▾)

**CARRIE CORK PAGE**

[Preview](#) **[Manage Posts](#)** [Manage Comments](#) [Page Options](#)

LEUKEMIA & LYMPHOMA SOCIETY® | LIGHT THE NIGHT®

Visit Light The Night | Tell a

**My Fundraising Page**

Carrie's Fundraising Page  
Sep 28, 2017

Please help me support The Leukemia & Lymphoma So

**Preview** shows you a preview of what your page currently looks like.

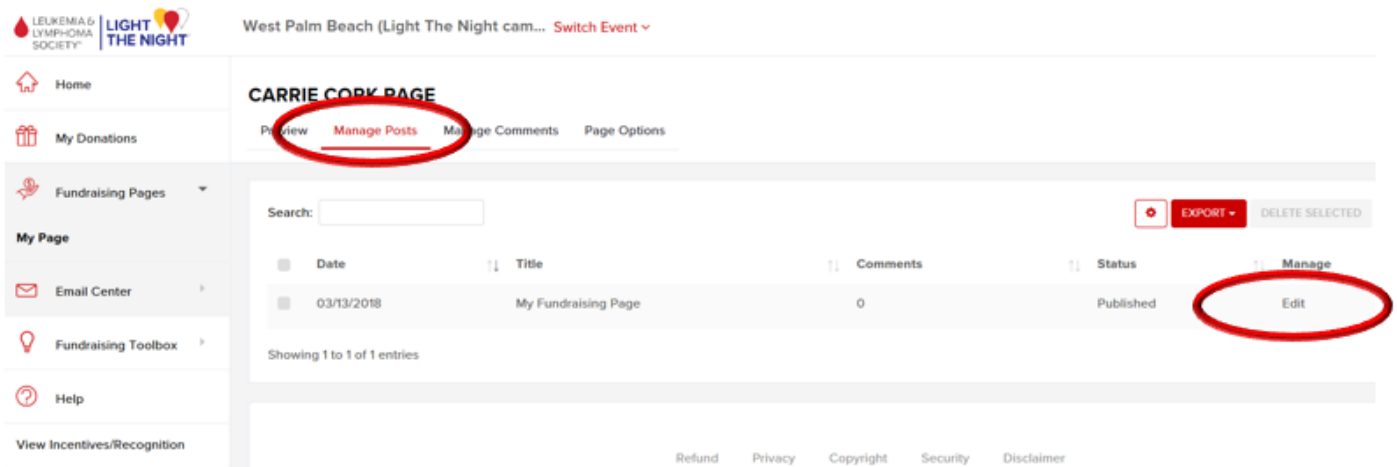
**Manage Posts** allows you to edit your current post or create new ones.

**Manage Comments** allows you to manage comments from your friends and donors.

**Page Options** gives you the option to change your page Title, URL, name, and many other options for your fundraising page.

### Team Captain Tip!

If you are a Team Captain as well as a walker then you will also have the choice to edit "My Team Page" under the Fundraising Pages section.



West Palm Beach (Light The Night cam... [Switch Event](#) ▾)

**CARRIE CORK PAGE**

[Preview](#) **[Manage Posts](#)** [Manage Comments](#) [Page Options](#)

Search:

[EXPORT](#) [DELETE SELECTED](#)

Date	Title	Comments	Status	Manage
03/13/2018	My Fundraising Page	0	Published	<b>Edit</b>

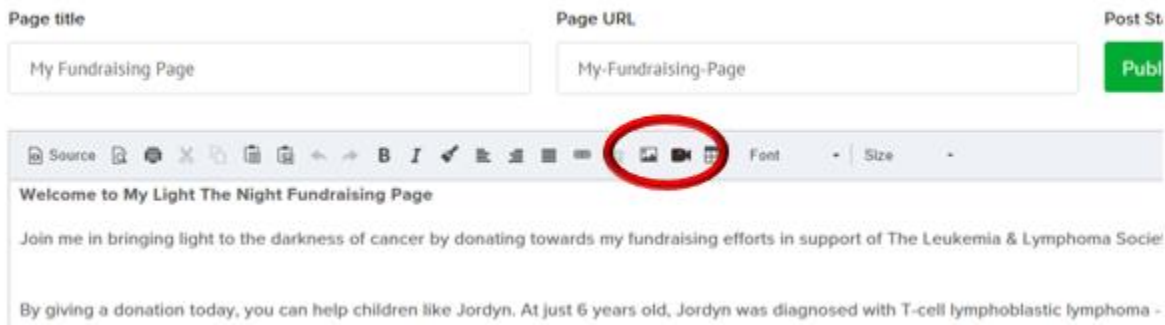
Showing 1 to 1 of 1 entries

[Refund](#) [Privacy](#) [Copyright](#) [Security](#) [Disclaimer](#)

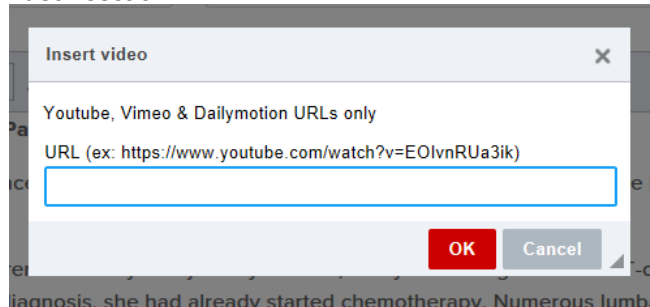
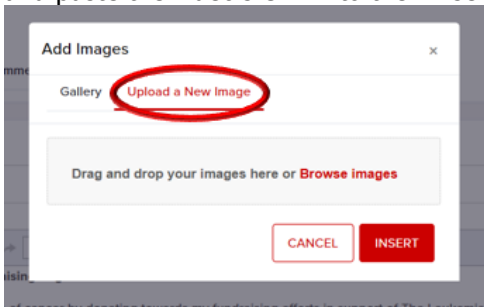


## How to add a photo or video

1. Edit or add a new post and click on the photo or video icon



2. To upload a photo, click "Upload A New Image" and select your saved file from your computer. To upload a video, copy and paste the video's URL into the "Insert Video" section.



3. Click Insert or Ok.

## How to add a text

You can simply type or copy the text you wish to have on your page into the text box. When you are done click **PUBLISH** and go to **Preview** to make sure everything looks correct.

